











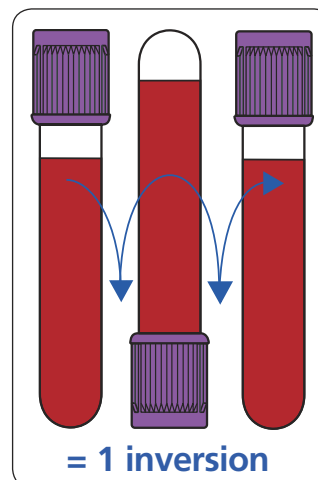
# Order of Draw for Multiple Tube Collections

Designed for Your Safety

Reflects change in NCCLS recommended  
Order of Draw (NCCLS H3-A5, Vol 23, No 32, 8.10.2)

Closure Color	Collection Tube	Mix by Inverting
<b>BD Vacutainer® Blood Collection Tubes (glass or plastic)</b>		
	• Blood Cultures - SPS	<b>8 to 10 times</b>
	• Citrate Tube*	<b>3 to 4 times</b>
	• Greiner™ Gel Separator Tube	<b>5 times</b>
	• Serum Tube <i>(glass or plastic)</i>	<b>5 times (plastic) none (glass)</b>
	• Heparin Tube	<b>8 to 10 times</b>
 or 	• BD Vacutainer® PST™ Gel Separator Tube With Heparin	<b>8 to 10 times</b>
 or 	• EDTA Tube	<b>8 to 10 times</b>
	• Fluoride (glucose) Tube	<b>8 to 10 times</b>

\*When using a winged blood collection set for venipuncture and a coagulation (citrate) tube is the first specimen tube to be drawn, a discard tube should be drawn first. The discard tube should be drawn first. The discard tube must be used to fill the blood collection set tubing's "dead space" with blood but the discard tube does not need to be completely filled. This important step will ensure maintenance of the proper blood-to-additive ratio of the blood specimen. The discard tube should be a nonadditive or coagulation tube.



**Note:**  
Always follow your facility's protocol for order of draw. If you have any questions, please call your Technical Supervisor.

Handle all biologic samples and blood collection "sharps" (lancets, needles, luer adapters and blood collection sets) according to the policies and procedures of your facility. Obtain appropriate medical attention in the event of any exposure to biologic samples (for example, through a puncture injury) since they may transmit viral hepatitis, HIV (AIDS), or other infectious diseases. Utilize any built-in used needle protector if the blood collection device provides one. BD does not recommend resheathing used needles, but the policies and procedures of your facility may differ and must always be followed. Discard any blood collection "sharps" in biohazard containers approved for their disposal.